



ROTINA 380/380 R
Benchtop Centrifuges
classic/cooled

ROTINA 380/380 R

Efficiency and safety are key requisites in today's laboratories – whether for research or routine tasks.

Wherever centrifuges are incorporated to working processes, they need to deliver good separation results quickly and safely.

The ROTINA 380 and 380 R centrifuge models are ideally equipped to take on these challenges. Their high performance and advanced features set standards among the benchtop centrifuges in their class.

Samples with capacities of up to 4 x 290 ml can be processed in these high-performance centrifuges with a max. RCF of 4,863. Should higher speeds be required, angle rotors with a max. RCF of 16.504 for 50 ml tubes are available.

Accessories with bio-containment protect users from aerosols while ensuring optimal safety, for instance, while centrifuging infectious samples.

PERFORMANCE

- High capacity
 - max. 4 x 290 ml
 - max. 36 x 15 ml
- High RCF
 - up to 16.504 for 50 ml tubes and 94 ml tubes
 - up to 24,400 for reaction tubes



DESIGN

- Metal housing
- Stainless steel centrifuging chamber
- Viewing port in the lid

USER-FRIENDLINESS

- Powered lid locking
- Ergonomic control and information panel
- Easy rotor changing
- 98 program storage spaces

COOLING (ROTINA 380 R)

- Infinitely variable adjustment from -20 °C to +40 °C (or -4 °F to +104 °F)
- Stand-by cooling

SAFETY

- Lid locking and holding
- Emergency lid lock release
- Lid dropping protection
- Automatic rotor recognition
- Imbalance switch-off
- Motor overheating protection
- Chamber overheating protection (ROTINA 380 R)



ROTINA 380

Cat. No. 1701

OPERATION AND CONTROL

With the convenient C control panel, even the most challenging centrifugation programs can easily be keyed in, stored and accessed as required.

98 program memory positions are available. Additional program position "PREC" (PRE-COOLING) is reserved for the pre-cooling program.


Parameter selection is done via the use of symbol keys. Values are set with the control knob, and recorded by pressing the Start key.

9 braking and acceleration ramps, unbraked run-down, or a cut-off speed can be selected. Ramp 9 represents the shortest braking and acceleration time.


The temperature in the ROTINA 380 R refrigerated centrifuge can be set in either Celsius (°C) or Fahrenheit (°F) degrees. The temperature range is between - 20 °C and + 40 °C or between -4 °F and + 104 °F.

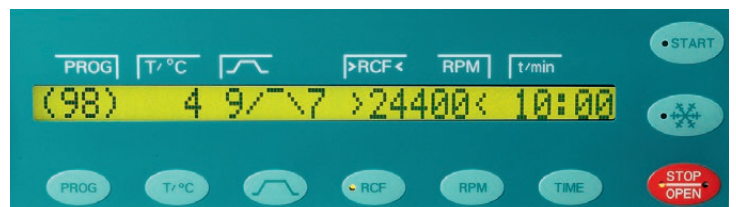
DIGITAL DISPLAY AND CONTROL PANEL

KEYBOARD

START	Start centrifugation run / short centrifuging runs / save entries and changes
	Start pre-cooling program PREC
STOP OPEN	Manually end centrifugation run / Open lid

PARAMETER INPUT

PROG	Input / recall program number 98 programs can be stored
T/°C	Input temperature in increments of 1 from - 20 °C to + 40 °C or - 4 °F to + 104 °F (ROTINA 380 R)
	Input of acceleration levels 1 – 9 or in min : sec Input of braking levels 1 – 9 or in min : sec Input brake force cut-off
RCF	Input relative centrifugal force (RCF) in increments of 1 Enter centrifuging radius (RAD) in mm
RPM	Input speed in increments of 10
TIME	Input length of centrifugation (max. 99 h : 59 min : 59 sec) or continuous operation




ROTINA 380 R control panel (C control panel)



ROTINA 380 R cooled
Cat. No. 1706


ROTORS AND ACCESSORIES

Quick overview of rotors and suitable accessories. The figures highlighted under the arrows refer to the pages where technical and ordering details are listed.




Swing-out rotor 4-place
 ↘ 90°
 n = 5,000 min⁻¹
 max. RCF 4,863
Cat. No. 1754

Some accessories with bio-containment⁴⁾




1.5/2 ml 3-250 ml 1.6-10 ml 1.1-10 ml 5 ml 15-50 ml 12-50 ml 10-94 ml 175-290 ml

→ **P.6-7**




Swing-out rotor 4-place
 ↘ 90°
 n = 4,000 min⁻¹
 max. RCF 3,095
Cat. No. 1798

Some accessories with bio-containment⁴⁾




1.5/2 ml 3-250 ml 1.6-10 ml 1.1-10 ml 15-50 ml 12-50 ml 10 ml 250/290 ml cyto

→ **P.8-11**




Swing-out rotor 6-place
 ↘ 90°
 n = 4,000 min⁻¹
 max. RCF 2,808
Cat. No. 1726




1.5/2 ml 1-50 ml 1.6-10 ml 1.1-10 ml 15 ml 30 ml cyto

→ **P.12-13**




Swing-out rotor 10-place
 ↘ 45°
 n = 4,000 min⁻¹
 max. RCF 2,916
Cat. No. 1717

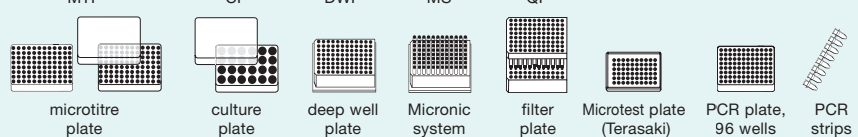


15/50 ml

→ **P.13**




Swing-out rotor 2-place
 ↘ 90°
 n = 4,000 min⁻¹
 max. RCF 2,397
Cat. No. 1760



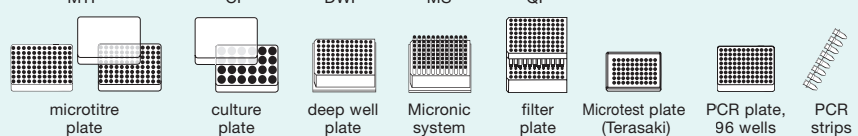
MTP CP DWP MS QP
 microtitre plate culture plate deep well plate Micronic system filter plate Microtest plate (Terasaki) PCR plate, 96 wells PCR strips

→ **P.14**




Swing-out rotor 2-place
 ↘ 90°
 n = 5,100 min⁻¹
 max. RCF 3,926
Cat. No. 1770

accessories with bio-containment⁴⁾

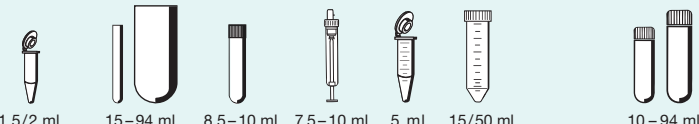


MTP CP DWP MS QP
 microtitre plate culture plate deep well plate Micronic system filter plate Microtest plate (Terasaki) PCR plate, 96 wells PCR strips

→ **P.14**



Angle rotor 6-place
 ↘ 45°
 380 R:
 n = 11,000 min⁻¹
 max. RCF 16,369
 380:
 n = 10,000 min⁻¹
 max. RCF 13,528
Cat. No. 1720



1.5/2 ml 15-94 ml 8.5-10 ml 7.5-10 ml 5 ml 15/50 ml 10-94 ml

→ **P.15**

⁴⁾ Tested by the TÜV in conformity with DIN EN 61010, section 2-020.

ROTORS AND ACCESSORIES



with bio-containment⁴⁾

Angle rotor 6-place

↘ 45°

380 R:
n = 11,000 min⁻¹
max. RCF 16,504
380:
n = 10,000 min⁻¹
max. RCF 13,640

Cat. No. 1792



1.5/2 ml



15-94 ml



8.5-10 ml



7.5-10 ml



5 ml



15/50 ml



10-94 ml

→
P.16



with bio-containment⁴⁾

Angle rotor 30-place

↘ 45°

n = 15,000 min⁻¹
max. RCF 24,400

Cat. No. 1789-A



0.2-2.0 ml

→
P.17



Drum rotor 6-place


n = 15,000 min⁻¹
max. RCF 18,866

Cat. No. 1711



0.2-2.0 ml

→
P.17



Angle rotor 8-place

↘ 45°

n = 4,500 min⁻¹
max. RCF 3,305

Cat. No. 1721



5/15 ml



1.6-10 ml



1.1-10 ml



12 ml



15/50 ml




12/50 ml



50 ml

→
P.18



Cyto rotor 8-place

n = 4,000 min⁻¹
max. RCF 2,415

Cat. No. 1748

Detailed information on our comprehensive range of cyto accessories is provided in a separate brochure. We will be pleased to send one to you on request.



cyto

→
P.18

Additional tubes e.g. stool tubes or spin columns on request.

ROTORS AND ACCESSORIES

Swing-out rotor, 4-place



↻ 90°

n = 5,000 min⁻¹
max. RCF 4,863

illustrated with carriers 1752 and lids 1751
with bio-containment⁴⁾

Cat. No. (without carriers) **1754**

capacity in ml	1.5	2.0	3	4	5	6	7	9	10	15	20	25	45	50	75
Ø x L in mm	11x38		10x60	12x60	12x75	12x82	12x100	14x100	17x70	17x100	21x100	24x100	31x100	34x100	35x105
Cat. No.	2078	0536	-		0553²⁾	0501²⁾	0578²⁾	0500²⁾	2079	0518²⁾	-	0519²⁾	-	0521²⁾	0548
lid with bio-containment ⁴⁾ Cat. No. 1751															
carrier Cat. No. 1752															
Cat. No.	1761	1761			1762-A				1763-A		1764			1765	
boring Ø x L in mm	11.2x39.5		11.2x39.5		12.5x56				17.5x62		25.5x81		35.5x81		
tubes per rotor	144		72		96				52		24		12		
max. RCF ²⁾ upper/lower	3,494 / 4,779		4,779						4,668						
radius in mm upper/lower	125 / 171		171						167						
run-up in sec									42						
run-down in sec, braked									27						
temperature in °C ¹⁾									0						

capacity in ml	94	100	100	250	1.1–1.4	2.6–3.4	2.7–3	4–5.5	4.5–5	4.5–5	4.9	4.9	7.5–8.5	9–10	10
Ø x L in mm	38x102	40x115	44x100	65x115	8x66	13x65	11x66	15x75	11x92	11x92	13x90	13x90	15x92	16x92	15x102
Cat. No.	0549	0523²⁾	0526²⁾	0530²⁾	blood collection / urine tubes										
lid with bio-containment ⁴⁾ Cat. No. 1751															
carrier Cat. No. 1752															
Cat. No.	1777	1767	1766	1768	1781	1783-A	1762-A	1763-A	1762-A	1787	1783-A	1787	1763-A		
boring Ø x L in mm	38.5x80	41x97	45x87	66x104.5	9x49	13.5x54	12.5x56	17.5x62	12.5x56	13.2x72	13.5x54	13.2x72	17.5x62		
tubes per rotor	8	4	4	4	96	64	96	52	96	76	64	76	52		
max. RCF ²⁾ upper/lower	4,807	4,640	4,640						4,668						
radius in mm upper/lower	172	166	166						167						
run-up in sec									42						
run-down in sec, braked									27						
temperature in °C ¹⁾									0						

¹⁾ Lowest attainable temperature in precooled refrigerated centrifuges at max. speed. Lower temperatures can be reached by reducing the speed.

²⁾ Please note that the RCF values indicated refer only to rotor performance. The max. permissible RCF of tubes used should be verified with the individual manufacturers. The max. RCF for glass tubes annotated with footnote ²⁾ is 4,000.

³⁾ When using these tubes, carrier 1752 cannot be closed with lid 1751.

ROTORS AND ACCESSORIES



illustrated with carriers 1752 and lids 1751
with bio-containment⁴⁾

Swing-out rotor Cat. No. (without carriers) 1754

capacity in ml	1.6–5	4–7	4–7	4–7	8	8.5–10	5	15	50	12	25	30	50	50	10
Ø x L in mm	13x75	13x100	13x100	16x75	16x125	16x100	17x59	17x120	29x115	17x100	25x90	25x110	29x115	29x115	16x80
Cat. No.	blood collection / urine tubes						-	0509	0513	-				0513	-
lid with bio-containment ⁴⁾ Cat. No. 1751															
carrier Cat. No. 1752															
Cat. No.	1783-A	1787	1763-A		1763-A	1738	1771-A	1772-A	1773	1779	1774-A		1763-A		
boring Ø x L in mm	13.5x54	13.2x72	17.5x62		17.5x62	17x52	17x84	30x84	17x78	26.5x72		30x80		17.5x62	
tubes per rotor	64	76	52	12	52	32	36	16	36	20	16		52		
max. RCF ²⁾ upper/lower	4,668					4,863			4,696	4,528		4,752		4,668	
radius in mm upper/lower	167					174			168	162		170		167	
run-up in sec	42														
run-down in sec, braked	27														
temperature in °C ¹⁾	0														

capacity in ml	14	30	50	85	94	175	175	200	225	250	290
Ø x L in mm	16.5x106	26x95	29x107	38x106	38x102	61x118	62x144	60x130	61x137	61x122	62x137
Cat. No.	-	0545	0546	0547	0538⁵⁾	Falcon®	Nalgene®	Nunc®	Falcon®	5127⁶⁾	-⁶⁾
lid with bio-containment ⁴⁾ Cat. No. 1751											
carrier Cat. No. 1752											
Cat. No.	1763-A	1775	1774-A	1777	1777	1782	1778	1778	1782	1769	
boring Ø x L in mm	17.5x62	26.5x70	30x80	38.5x80	38.5x80	62x111	62x111	62x111	62x111	62x100	
tubes per rotor	52	24	16	8	8	4					
max. RCF ²⁾ upper/lower	4,668	4,807	4,752	4,807	4,807	4,863					
radius in mm upper/lower	167	172	170	172	172	174					
run-up in sec	42										
run-down in sec, braked	27										
temperature in °C ¹⁾	0										

⁴⁾ Tested by the TÜV in conformity with DIN EN 61010, section 2-020.

⁵⁾ The screw cap for tube No. 0538 is available with Cat. No. 0539. Dimensions with cap 38 x 110 mm.

⁶⁾ At temperatures of over + 40 °C and / or when not filled to capacity, bottles may warp during centrifugation.

¹⁰⁾ Carrier must be loaded as illustrated.

ROTORS AND ACCESSORIES

Swing-out rotor, 4-place

±90°

n = 4,000 min⁻¹
max. RCF 3,095



illustrated with carriers 5051
and lids 5053

Cat. No. (without carriers) **1798**

capacity in ml	1.5/2.0		3	5	6	7	9	15	25	50	100	100
Ø x L in mm	11 x 38		10 x 60	12 x 75	12 x 82	12 x 100	14 x 100	17 x 100	24 x 100	34 x 100	40 x 115	44 x 100
Cat. No.	-	2078/0536	-	0553²⁾	0501²⁾	0578²⁾	0500²⁾	0518²⁾	0519²⁾	0521²⁾	0523²⁾	0526²⁾
lid Cat. No. 5053												
carrier Cat. No. 5051												
Cat. No.	5257	5281	5267	5227	5247⁷⁾	5264	5248⁷⁾	5242	5243	5249	5262	
boring Ø x L in mm	12.5 x 42	11.5 x 50	11 x 44	12.5 x 42	12.5 x 86	16 x 50	17.5 x 86	26 x 86	36 x 86	42 x 86	45.5 x 86	
tubes per rotor	160	64	80	80	80	48	48	20	8	4		
max. RCF ²⁾ upper/lower	1,950/2,826	2,826	2,737	2,773	2,755	2,773	2,755					
radius in mm upper/lower	109/158	158	153	155	154	155	154					
run-up in sec	24											
run-down in sec, braked	17											
temperature in °C ¹⁾	-8											

capacity in ml	1.1–1.4	2.6–3.4	2.7–3	4–5.5	4.5–5	4.9	7.5–8.5	9–10	10	1.6–5	4–7	4–7	8.5–10
Ø x L in mm	8 x 66	13 x 65	11 x 66	15 x 75	11 x 92	13 x 90	15 x 92	16 x 92	15 x 102	13 x 75	13 x 100	16 x 75	16 x 100
Cat. No.	blood collection/urine tubes												
lid Cat. No. 5053													
carrier Cat. No. 5051													
Cat. No.	5267	5268	5227	5264	5227	5268	5264	5258		5268	5264	5248	
boring Ø x L in mm	11 x 44	13.5 x 52	12.5 x 42	16 x 50	12.5 x 42	13.5 x 52	16 x 50	17.6 x 86		13.5 x 52	16 x 50	17.5 x 86	
tubes per rotor	80	48	80	48	80	48		44	48				
max. RCF ²⁾	2,737	2,808	2,773		2,808		2,773	2,755	2,808		2,773	2,755	
radius in mm	153	157	155		157		155	154	157		155	154	
run-up in sec	24												
run-down in sec, braked	17												
temperature in °C ¹⁾	-8												

¹⁾ Lowest attainable temperature in precooled refrigerated centrifuges at max. speed. Lower temperatures can be reached by reducing the speed.

²⁾ Please note that the RCF values indicated refer only to rotor performance. The max. permissible RCF of tubes used should be verified with the individual manufacturers. The max. RCF for glass tubes annotated with footnote ²⁾ is 4,000.















³⁾ When using these tubes, carrier 5051 resp. 5092 cannot be closed with lid 5053 resp. 5093.

ROTORS AND ACCESSORIES



illustrated with carriers 5051 and lids 5053

Swing-out rotor Cat. No. (without carriers) **1798**

capacity in ml	15	30	50	12	30	50	two-tier frame for cyto accessories
Ø x L in mm	17 x 120	25 x 110	29 x 115	17 x 100	25 x 110	29 x 115	
Cat. No.	0509	-	0513	-	-	-	cyto chambers⁸⁾
lid Cat. No. 5053	 ³⁾	 ³⁾	 ³⁾	 ³⁾	 ³⁾	 ³⁾	
carrier Cat. No. 5051						 + 2 x 6316	
Cat. No.	6306	5266	5259	6306	5266	5243	5280
boring Ø x L in mm	17 x 90	26 x 86	30 x 86	17 x 90	26 x 86	36 x 86	-
tubes per rotor	28	20	8	28	20	8	8
max. RCF ²⁾ upper/lower	2,898	2,755	2,826	2,898	2,755	2,755	1,735 / 2,737
radius in mm upper/lower	162	154	158	162	154	154	97 / 153
run-up in sec	24						
run-down in sec, braked	17						
temperature in °C ¹⁾	-8						

⁷⁾ With Cat. No. 5247-91 or 5248-91 these adapters can also be ordered with a decanting aid.

⁸⁾ Please ask for our detailed cyto brochure.

ROTORS AND ACCESSORIES



illustrated with carriers 5092 and lids 5093
with bio-containment⁴⁾

Swing-out rotor Cat. No. (without carriers) 1798

capacity in ml	5	6	7	10	15	25	50	100	100	250
Ø x L in mm	12 x 75	12 x 82	12 x 100	17 x 70	17 x 100	24 x 100	34 x 100	44 x 100	40 x 115	65 x 115
Cat. No.	0553²⁾	0501²⁾	0578²⁾	2079	0518²⁾	0519²⁾	0521²⁾	0526²⁾	0523²⁾	0530²⁾
lid with bio-containment ⁴⁾ Cat. No. 5093										
carrier Cat. No. 5092										
Cat. No.	5128	5120	5136	5122	5124	5125	5126	5126	5126	1791
boring Ø x L in mm	12.8 x 45	12.8 x 82	12.8 x 82	17.5 x 60.7	17.5 x 60.7	25.5 x 82	35.5 x 85	45.5 x 85	42 x 85	66 x 103
tubes per rotor	48		32		16		4		4	
max. RCF ²⁾	3,005		2,952		2,898		2,952		3,095	
radius in mm	168		165		162		165		173	
run-up in sec	24									
run-down in sec, braked	17									
temperature in °C ¹⁾	-8									

capacity in ml	15	30	50	12	25	30	50	10	250	290
Ø x L in mm	17 x 120	25 x 110	29 x 115	17 x 100	25 x 90	25 x 110	29 x 115	16 x 80	61 x 122	62 x 137
Cat. No.	0509	-	0513	-	-	-	-	-	5127⁶⁾	-⁶⁾
lid with bio-containment ⁴⁾ Cat. No. 5093										
carrier Cat. No. 5092										
Cat. No.	5129⁹⁾	5122	5123	5121	5134	5122	5135	5136	6319	6319
boring Ø x L in mm	17 x 85	25.5 x 82	30 x 85	17.5 x 82	26 x 73	25.5 x 82	30 x 99	17.5 x 60.7	66 x 103	66 x 103
tubes per rotor	28	16	8	28	12	16	8	32	4	
max. RCF ²⁾	3,095	2,898	3,095	3,005	2,826	2,898	3,023	2,952	3,095	
radius in mm	173	162	173	168	158	162	169	165	173	
run-up in sec	24									
run-down in sec, braked	17									
temperature in °C ¹⁾	-8									

¹⁾ Lowest attainable temperature in precooled refrigerated centrifuges at max. speed. Lower temperatures can be reached by reducing the speed.

²⁾ Please note that the RCF values indicated refer only to rotor performance. The max. permissible RCF of tubes used should be verified with the individual manufacturers. The max. RCF for glass tubes annotated with footnote ²⁾ is 4,000.

³⁾ When using these tubes, carrier 5092 cannot be closed with lid 5093.

ROTORS AND ACCESSORIES



illustrated with carriers 5092 and lids 5093
with bio-containment⁴⁾

Swing-out rotor Cat. No. (without carriers) 1798

capacity in ml	1.1–1.4	2.6–3.4	2.7–3	4–5.5	4.5–5	4.9	7.5–8.5	9–10	10	1.6–5	4–7	4–7
Ø x L in mm	8x66	13x65	11x66	15x75	11x92	13x90	15x92	16x92	15x102	13x75	16x75	16x75
Cat. No.	blood collection/urine tube											
lid with bio-containment ⁴⁾ Cat. No. 5093												
carrier Cat. No. 5092												
Cat. No.	5138		5136	5120	5137	5136			5138	5136	5121-93	
boring Ø x L in mm	12.8x54.5		17.5x60.7	12.8x82	13.5x60.7	17.5x60.7			12.8x54.5	17.5x60.7	17.5x52	
tubes per rotor	48		32	48	32	32			48	32	28	
max. RCF ²⁾	2,540		2,952	3,005	2,952	2,952			2,540	2,952	3,005	
radius in mm	142		165	168	165	165			142	165	168	
run-up in sec	24											
run-down in sec, braked	17											
temperature in °C ¹⁾	-8											

capacity in ml	4–7	8	8.5–10
Ø x L in mm	13x100	16x125	16x100
Cat. No.	blood/urine tubes		
lid with bio-containment ⁴⁾ Cat. No. 5093			
carrier Cat. No. 5092			
Cat. No.	5120	5121⁹⁾	5136
boring Ø x L in mm	12.8x82	17.5x82	17.5x60.7
tubes per rotor	48	28	32
max. RCF ²⁾	3,005	3,059	2,952
radius in mm	168	171	165
run-up in sec	24		
run-down in sec, braked	17		
temperature in °C ¹⁾	-8		

⁴⁾ Tested by the TÜV in conformity with DIN EN 61010, section 2-020.

⁶⁾ At temperatures of over + 40 °C and / or when not filled to capacity, bottles may warp during centrifugation.

⁹⁾ Please remove the inserts.

ROTORS AND ACCESSORIES























Swing-out rotor, 6-place



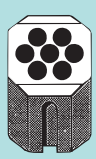












$n = 4,000 \text{ min}^{-1}$
max. RCF 2,808

illustrated with carriers 1742

Cat. No. (without carriers) **1726**

capacity in ml	5	6	7	9	15	20	25	45	50	8.5 x 10	30
Ø x L in mm	12 x 75	12 x 82	12 x 100	14 x 100	17 x 100	21 x 100	24 x 100	31 x 100	34 x 100	16 x 100	26 x 95
Cat. No.	0553²⁾	0501²⁾	0578²⁾	0500²⁾	0518²⁾	-	0519²⁾	-	0521²⁾	blood coll. tube	0545
 rotor Cat. No. 1726											
	 with decanting aid  with decanting aid  with decanting aid  with decanting aid  with decanting aid  with decanting aid  with decanting aid  with decanting aid  with decanting aid  with decanting aid  with decanting aid  with decanting aid										
Cat. No.	1369-91	1372	1369-92	1370	1369	1346	1745	1345	1746	1369	1745
boring Ø x L in mm	12.5 x 64.4	13.5 x 65	12.5 x 71,5	14.6 x 74	17.6 x 74	21.5 x 74	26 x 78	32 x 74	35 x 78	17.6 x 74	26 x 78
tubes per rotor	24	102	24	30	24	12	6	24	12	24	12
max. RCF ²⁾	2,576	2,522	2,665		2,719	2,808	2,719	2,808	2,665	2,808	
radius in mm	144	141	149		152	157	152	157	149	157	
run-up in sec	19										
run-down in sec, braked	18										
temperature in °C ¹⁾	-6										

capacity in ml	suspensions for cyto accessories	capacity in ml	15	2.6–3.4	4–5.5	7.5–8.5	9–10	10	1.6–5	4–7	8.5–10	15
Ø x L in mm		Ø x L in mm	17 x 100	13 x 65	15 x 75	15 x 92	16 x 92	15 x 102	13 x 75	16 x 75	16 x 100	17 x 120
Cat. No.	cyto chambers⁹⁾	Cat. No.	0518²⁾	blood collection/urine tubes								0509
 rotor Cat. No. 1726		 carrier Cat. No. 1742										
	Cat. No.		1660						¹⁰⁾			
boring Ø x L in mm	-	Cat. No.	-	0716	-	-	0716	-				
tubes per rotor	6	boring Ø x L in mm	17.6 x 78									
max. RCF ²⁾	2,003	tubes per rotor	42	42	42	18	42	42	42	18		
radius in mm	112	max. RCF ²⁾	2,808	2,683	2,808	2,683	2,808	2,683	2,808			
run-up in sec	19	radius in mm	157	150	157	150	157					
run-down in sec, braked	18	run-up in sec	19									
temperature in °C ¹⁾	-6	run-down in sec, braked	18									
		temperature in °C ¹⁾	-6									

¹⁾ Lowest attainable temperature in precooled refrigerated centrifuges at max. speed. Lower temperatures can be reached by reducing the speed.

²⁾ Please note that the RCF values indicated refer only to rotor performance. The max. permissible RCF of tubes used should be verified with the individual manufacturers. The max. RCF for glass tubes annotated with footnote ²⁾ is 4,000.

⁹⁾ Please ask for our detailed cyto brochure.

ROTORS AND ACCESSORIES



illustrated with carriers 1742

Cat. No. (without carriers) **1726**







Swing-out rotor, 10-place













±45°

n = 4,000 min⁻¹
max. RCF 2,916

Cat. No. (with carriers) **1717**

capacity in ml	1.5	2.0	1	3	4
Ø x L in mm	11 x 38		6 x 45	10 x 60	12 x 60
Cat. No.	2078	0536	Rhesus	-	-
 carrier Cat. No. 1366					
Cat. No.	5277	1357	1327	1326	
boring Ø x L in mm	11.5 x 38	6.5 x 23	10.5 x 23	12.5 x 44	
tubes per rotor	54	180	72		
max. RCF ²⁾	2,325	2,308	2,290		
radius in mm	130	129	128		
run-up in sec	19				
run-down in sec, braked	18				
temperature in °C ¹⁾	-6				

capacity in ml	9	1.1-1.4	4.5-5	4.9	1.6-5	4-7
Ø x L in mm	14 x 100	8 x 66	11 x 92	13 x 90	13 x 75	13 x 100
Cat. No.	0500²⁾	blood collection tubes				
 carrier Cat. No. 1741						
Cat. No.	0701				6x0768¹²⁾	-
boring Ø x L in mm	14.6 x 78					
tubes per rotor	60	36	60	60	60	60
max. RCF ²⁾	2,773	2,808		2,486	2,808	
radius in mm	155	157		139	157	
run-up in sec	19					
run-down in sec, braked	18					
temperature in °C ¹⁾	-6					


capacity in ml	15	50
Ø x L in mm	17 x 120	29 x 115
Cat. No.	0509	0513
 rotor Cat. No. 1717		
Cat. No.	1462-A	-
boring Ø x L in mm	17 x 84	38.4 x 89
tubes per rotor	10	
max. RCF ²⁾	2,916	
radius in mm	163	
run-up in sec	19	
run-down in sec, braked	14	
temperature in °C ¹⁾	-9	

¹⁾ Carrier must be loaded as illustrated.

¹²⁾ Packed in units of 10 pieces.

ROTORS AND ACCESSORIES

Swing-out rotor, 2-place



±90°

n = 4,000 min⁻¹
max. RCF 2,397

Cat. No. (without carriers) 1760

Swing-out rotor, 2-place



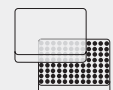








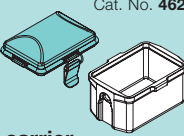

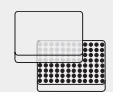






±90°

n = 5,100 min⁻¹
max. RCF 3,926

Cat. No. (without carriers) 1770

illustrated with carriers
4745 and lids 4627
with bio-containment⁴⁾
and removal frame 4626

D x W x H in mm	86 x 128 x 15/17.5	86 x 128 x 22	86 x 128 x 44.5	86 x 128 x 46	86 x 128 x 83	59 x 84 x 11	82 x 124 x 20	-	
capacity in ml	-								0.2
Cat. No.	MTP	CP	DWP	MS	QP	Microtest Plate (Terasaki)	PCR Plate, 96 wells	PCR strips	
 rotor Cat. No. 1760									
Cat. No.	1753-A						1753-A + 1485		
boring Ø x L in mm	-								
plates/strips per rotor	10	8	6	2	2	2	4	2	24 x 8
max. RCF ²⁾	2,397								
radius in mm	134								
run-up in sec	30								
run-down in sec, braked	23								
temperature in °C ¹⁾	-8								

D x W x H in mm	86 x 128 x 15	86 x 128 x 17.5	86 x 128 x 22	86 x 128 x 44.5	86 x 128 x 46	86 x 128 x 83	59 x 84 x 11	82 x 124 x 20	-
capacity in ml	-								0.2
Cat. No.	MTP	CP	DWP	MS	QP	Microtest Plate (Terasaki)	PCR Plate, 96 wells	PCR strips	
 carrier Cat. No. 4745									
Cat. No.	4626						4626 + 1485		
boring Ø x L in mm	-								
plates/Strips pro rotor	12	10	8	2	2	4	2	24 x 8	
max. RCF ²⁾	3,926								
radius in mm	135								
run-up in sec	65								
run-down in sec, braked	30								
temperature in °C ¹⁾	-3								

¹⁾ Lowest attainable temperature in precooled refrigerated centrifuges at max. speed. Lower temperatures can be reached by reducing the speed.

²⁾ Please note that the RCF values indicated refer only to rotor performance. The max. permissible RCF of tubes used should be verified with the individual manufacturers. The max. RCF for glass tubes annotated with footnote ²⁾ is 4,000.

⁴⁾ Tested by the TÜV in conformity with DIN EN 61010, section 2-020.

⁵⁾ The screw cap for tube No. 0538 is available with Cat. No. 0539. Dimensions with cap 38 x 110 mm.

ROTORS AND ACCESSORIES

Angle rotor, 6-place









































±45°

ROTINA 380 R n = 11,000 min⁻¹, max. RCF 16,369

ROTINA 380 n = 10,000 min⁻¹, max. RCF 13,528

Cat. No. 1720

capacity in ml	1.5	2.0	15	25	50	75	94	7.5–8.5	9–10
Ø x L in mm	11 x 38		17 x 100	24 x 100	34 x 100	35 x 105	38 x 102	15 x 92	16 x 92
Cat. No.	2078	0536	0518⁽²⁾	0519⁽²⁾	0521⁽²⁾	0548	0549	blood/urine tubes	
 rotor Cat. No. 1720									
									
Cat. No.	1449	1451	1447	1463	-	1451	-	1451	1451
boring Ø x L in mm	11.4 x 39		17.5 x 92	26 x 85	35 x 89	38.4 x 89	38.4 x 89	17.5 x 92	
tubes per rotor	24		6	6	6	6	6	6	
max. RCF ⁽²⁾ classic/cooled	12,969/15,692		12,745/15,422	12,410/15,016	13,304/16,098	13,528/16,369	13,528/16,369	12,745/15,422	
radius in mm	116		114	111	119	121	121	114	
run-up in sec classic/cooled	39/45								
run-down in sec classic/cooled, braked	36/44								
temperature in °C ⁽¹⁾	+1								

capacity in ml	8.5–10	5	15	50	10	30	50	85	94
Ø x L in mm	16 x 100	17 x 59	17 x 120	29 x 115	16 x 80	26 x 95	29 x 107	38 x 106	38 x 102
Cat. No.	blood/urine tube	-	0509	0513	-	0545	0546	0547	0538⁽⁵⁾
 rotor Cat. No. 1720									
									
Cat. No.	1451	1476	1466	1454	1448	1447	1446	-	-
boring Ø x L in mm	17.5 x 92	17 x 51	17 x 106	29.8 x 97	16.5 x 74	26 x 85	29 x 92	38.4 x 89	
tubes per rotor	6	6			12	6		6	
max. RCF ⁽²⁾ classic/cooled	12,745/15,422	12,857/15,557	13,081/15,828	12,745/15,422	12,410/15,016	12,410/15,016	12,969/15,692	13,528/16,369	
radius in mm	114	115	117	114	111	111	116	121	
run-up in sec classic/cooled	39/45								
run-down in sec classic/cooled, braked	36/44								
temperature in °C ⁽¹⁾	+1								

ROTORS AND ACCESSORIES

Angle rotor, 6-place



45°

with bio-containment⁴⁾

ROTINA 380 R $n = 11,000 \text{ min}^{-1}$, max. RCF 16,504

ROTINA 380 $n = 10,000 \text{ min}^{-1}$, max. RCF 13,640

Cat. No. 1792

capacity in ml	1.5	2.0	15	25	50	75	94	7.5–8.5	9–10	
Ø x L in mm	11 x 38		17 x 100	24 x 100	34 x 100	35 x 105	38 x 102	15 x 92	16 x 92	
Cat. No.	2078	0536	0518²⁾	0519²⁾	0521²⁾	0548	0549	blood/urine tubes		
lid with bio-containment ⁴⁾ incl.										
rotor Cat. No. 1792										
Cat. No.	1449		1451	1447	1463		-	1451		
boring Ø x L in mm	11.4 x 39		17.5 x 92	26 x 85	35 x 89	38.2 x 89.6		17.5 x 92		
tubes per rotor	24		6							
max. RCF ²⁾ classic/cooled	13,081/15,828		12,857/15,557	12,522/15,151	13,640/16,504	13,640/16,504		12,857/15,557		
radius in mm	117		115	112	122	122		115		
run-up in sec classic/cooled	40/48									
run-down in sec classic/cooled, braked	37/44									
temperature in °C ¹⁾	+4									

capacity in ml	10	8.5–10	5	15	50	10	30	50	85	94
Ø x L in mm	15 x 102	16 x 100	17 x 59	17 x 120	29 x 115	16 x 80	26 x 95	29 x 107	38 x 106	38 x 102
Cat. No.	blood/urine tubes		-	0509	0513	-	0545	0546	0547	0538⁵⁾
rotor Cat. No. 1792										
Cat. No.	1451		1476	1466	1454	1448	1447	1446	-	
boring Ø x L in mm	17.5 x 92		17 x 51	17 x 106	29.8 x 97	16.5 x 74	26 x 85	29 x 92	38.2 x 89.6	
tubes per rotor			6			12		6		
max. RCF ²⁾ classic/cooled	12,857/15,557		12,745/15,422	13,081/15,828	13,304/16,098	12,857/15,557	12,522/15,151	13,081/15,828	13,640/16,504	
radius in mm	115		114	117	119	115	112	117	122	
run-up in sec classic/cooled	40/48									
run-down in sec classic/cooled, braked	37/44									
temperature in °C ¹⁾	+4									

¹⁾ Lowest attainable temperature in precooled refrigerated centrifuges at max. speed. Lower temperatures can be reached by reducing the speed.

²⁾ Please note that the RCF values indicated refer only to rotor performance. The max. permissible RCF of tubes used should be verified with the individual manufacturers. The max. RCF for glass tubes annotated with footnote ²⁾ is 4,000.

⁴⁾ Tested by the TÜV in conformity with DIN EN 61010, section 2-020.

ROTORS AND ACCESSORIES

Angle rotor, 30-place

Drum rotor, 6-place




45°

n = 15,000 min⁻¹
max. RCF 24,400

with bio-containment⁴⁾

Cat. No. 1789-A



n = 15,000 min⁻¹
max. RCF 18,866

illustrated with
adapters 1377

Cat. No. (without adapters) 1711

capacity in ml	0.2	0.4	0.5	0.8	1.5	2.0	0.5
Ø x L in mm	6x18	6x45	8x30	8x45	11x38		10.7x36
Cat. No.	-				2078	0536	Pediatric
lid with bio-containment ⁴⁾ incl.							
rotor Cat. No. 1789-A							
Cat. No.	2024	2023			2031¹¹⁾	-	0788¹³⁾
boring Ø x L in mm	6x40	8x40			10.2x19	11.2x40.9	
tubes per rotor	30						15
max. RCF ²⁾	24,400						23,394
radius in mm	97						93
run-up in sec	24						
run-down in sec, braked	24						
temperature in °C ¹⁾	+4						

capacity in ml	0.2	0.4	0.5	0.8	1.5	2.0
Ø x L in mm	6x18	6x45	8x30	8x45	11x38	
Cat. No.	-				2078	0536
lid incl.						
rotor Cat. No. 1711						
Cat. No.	1378	1379			1377	
boring Ø x L in mm	6x40	8.4x43			10.8x37	
tubes per rotor	192	126			60	
max. RCF ²⁾	18,866					
radius in mm	75					
run-up in sec	25					
run-down in sec, braked	23					
temperature in °C ¹⁾	+2					


⁵⁾ The screw cap for tube No. 0538 is available with Cat. No. 0539. Dimensions with cap 38 x 110 mm.

¹¹⁾ For centrifugation at high speeds, we recommend to use form-fitting, phenol-resistant adapters 2031.

¹³⁾ Packed in units of 15 pieces.

ROTORS AND ACCESSORIES

Angle rotor, 8-place




45°

n = 4,500 min⁻¹
max. RCF 3,305

Cat. No. (without adapters) **1721**
























Cyto rotor, 8-place









n = 4,000 min⁻¹
max. RCF 2,415

Cat. No. (without suspensions) **1748**

Detailed information on our comprehensive range of cyto accessories is provided in a separate brochure. We will be pleased to send one to you on request.

capacity in ml	5	15	1.1–1.4	2.6–3.4	2.7–3	9–10	1.6–5	4–7	8.5–10	12	15	50
Ø x L in mm	12x75	17x100	8x66	13x65	11x66	16x92	13x75	13x100	16x100	17x102	17x120	29 x 115
Cat. No.	0553²⁾	0518²⁾	blood collection/urine tube								0509	0513
 rotor Cat. No. 1721	 + 1054-A 	 + 0716 		 + 1054-A 		 + 0716 	 + 1054-A 	 	 + 0716 	 + 0716 	 + E 2109 	 + E 2110-A 
Cat. No.	1467	1467	1467								1467	1468
boring Ø x L in mm	17.4x91		17.4x91								17.4x91	30.2x92
tubes per rotor	32		32								32	8
max. RCF ²⁾	2,762	3,215	2,762		3,215	2,762	3,305	3,215		3,283	3,147	
radius in mm	122	142	122		142	122	146	142		145	139	
run-up in sec	17											
run-down in sec, braked	14											
temperature in °C ¹⁾	- 11											

capacity in ml	12	50	50
Ø x L in mm	17x100	29x115	29x107
Cat. No.	-	-	0546
 rotor Cat. No. 1721	 + 0716 	 	
Cat. No.	1467	1468	
boring Ø x L in mm	17.4x91	30.2x92	
tubes per rotor	32	8	
max. RCF ²⁾	3,215	3,147	
radius in mm	142	139	
run-up in sec	17		
run-down in sec, braked	14		
temperature in °C ¹⁾	- 11		

¹⁾ Lowest attainable temperature in precooled refrigerated centrifuges at max. speed. Lower temperatures can be reached by reducing the speed.

²⁾ Please note that the RCF values indicated refer only to rotor performance. The max. permissible RCF of tubes used should be verified with the individual manufacturers. The max. RCF for glass tubes annotated with footnote ²⁾ is 4,000.

ROLLING CABINETS

Rolling cabinets for Hettich centrifuges save space on the laboratory bench while ensuring enhanced flexibility.


All rolling cabinets are of sturdy design and feature castors and two locks. Any vibrations of the centrifuge are safely compensated for.

Rolling cabinets with Cat. No. 4612-A and 4613-K are suited for the models:

- ROTOFIX 32 A
- UNIVERSAL 320/320 R
- ROTINA 380/380 R
- ROTINA 420
- ROTANTA 460
- ROTOFIX 46/46 H

Rolling cabinets with Cat. No. 4614-K and 4615-A are suited for the models:

- ROTINA 420 R
- ROTANTA 460 R



Low and narrow,
with one drawer.
Depth 650 mm

Cat. No. 4612-A



Low and wide,
with one drawer.
Depth 650 mm

Cat. No. 4614-K



High and narrow,
with two drawers.
Depth 650 mm



Cat. No. 4613-K



High and wide,
with two drawers.
Depth 650 mm

Cat. No. 4615-A

ROTINA 380/380 R

TECHNOLOGY	ROTINA 380		ROTINA 380 R	
Benchtop centrifuge, without rotor	classic		cooled	
Power supply ^{*)}	200 – 240 V 1 ~	100 – 127 V 1 ~	200 – 240 V 1 ~	110 – 127 V 1 ~
Frequency	50 – 60 Hz		50 – 60 Hz	60 Hz
Consumption	650 VA	700 VA	1,300 VA	1,400 VA
Emission, Immunity	EN / IEC 61326-1, class B	FCC class B	EN / IEC 61326-1, class B	FCC class B
 Max. capacity	4 x 290 ml			
 Max. RPM (speed)	15,000 min ⁻¹			
Max. RCF	24,400			
Running time	1 sec – 99 h : 59 min : 59 sec, ∞ continuous run, short cycle mode (impulse key)			
Dimensions (HxWxD)	418 x 457 x 600 mm		418 x 457 x 750 mm	
Weight	approx. 51 kg	approx. 58.5 kg	approx. 81 kg	approx. 88.5 kg
Refrigeration				
Temperature control, infinitely variable	-		from -20 to +40 °C	
Cat. No.	1701	1701-01	1706	1706-01

*) Other voltages on request.



Hettich centrifuges comply with all relevant EU standards in effect and conform to the European level of quality and safety for medical devices. Evidence is provided by national and international test marks such as IEC 61010 or the CE conformity. The ISO 9001, ISO 13485 and ISO 14001 certificates accredited to the company bear witness to the extreme care and responsibility Hettich puts into the manufacturing of centrifuges and their accessories.

We are an Authorised Economic Operator, which means you can expect expeditious customs clearance.

Andreas Hettich GmbH & Co. KG

Föhrenstr. 12
D-78532 Tuttlingen
Germany
www.hettichlab.com
info@hettichlab.com
service@hettichlab.com

Phone +49 (0)7461 / 705 -0
Fax +49 (0)7461 / 705 -1122

National Sales: -12 00
International Sales: -12 01
National Service: -12 02
International Service: -12 03

LAB TECHNOLOGY